

Alberta Francophone Edukit
 Elementary Instructional Plan: Alberta Francophone Communities (Grade Four and Five)

Table of Contents

Learning outcomes (2005)	1
Background information and Materials	2
Introductory Activity: Information Search	2
Early Franco-Albertan Heritage - information retrieval	3
Main activity: Francophone Settlements of Alberta	4
Posters, Newsletter, or Brochure	
Conclusion – Supplementary Activity	4
Design templates – Website	5
Newsletter	6-7

Learning outcomes (2005)

The following are general outcomes which relate to these two grades using the material in the Francophone Heritage Edukit.

Grade	Outcomes
4	<p>General outcome 4.2 The Stories, Histories and People of Alberta Students will demonstrate an understanding and appreciation of the role of stories, history and culture in strengthening communities and contributing to identity and a sense of belonging.</p> <p>General Outcome 4.3 Alberta: Celebrations and Challenges Students will demonstrate an understanding and appreciation of how Alberta has grown and changed culturally, economically and socially since 1905.</p>
5	<p>General Outcome Students will demonstrate an understanding of the people and the stories of Canada and their ways of life over time, and appreciate the diversity of Canada’s heritage.</p>

Other activities – railway station archive at <http://www.ataoc.ca/archives/main.html> requires a log in but has many general resources about immigration with a series of activities – good for a home activity. The Trochu section is in French.

Rationale

The story of Francophone settlers to Western Canada seems less accessible than that of some other later immigrant groups. The Francophone heritage is strong in many of the older Alberta communities, and is present in many other communities which grew during the main period of immigration prior to World War I. The treatment in this resource is to give elementary learners in English and Francophone programs the opportunity to gain understanding of some of these communities and the cultural heritage of Francophones in the west. A special treatment of the St. Paul district provides a familiar focus for a perspective on small town Alberta.

Guiding Questions

- What are the origins of settlement of Franco-Albertan communities?
- Locate and present a perspective on French Canadian history connecting to other parts of Canada – fur trade, voyageurs, and missionaries.
- How do French-Canadians have a connection to the Franco-Albertans?
- Identify contemporary French presence in the culture of Alberta and Canada – arts, politics and commerce – and present related biographies.
- Locate and paraphrase French language rights in Canada and their origins.

Materials

Required

- The materials from this Edukit are sufficient to carry out the instructional plan given here.
- Normal classroom supplies for showing group ideas and recording responses are sufficient.
- Student access to computer and network with web design program or a word processing application.

Suggested

- Some sample newsletters and brochures will help to generate ideas.
- If students are using audio sources on the site, headphones will keep audio levels accessible but low.
- There are other images that can be downloaded and printed for discussion. Some could come from the originating site *Alberta's Francophone Heritage*.
- Material written at the adult level is at the source website “Alberta’s Francophone Heritage” at <http://www.abheritage.ca/francophone/en/index.html>.






In the section *Teacher Support Documents* are PDF files to provide additional information on this topic. They are “Posters and Information to Attract Settlers” and “Other Images – Franco-Albertan Heritage.”

Introductory Activity: Information Search

This activity can be used for either grade four or grade five. The activity is centered on a series of listen and talk or read and talk about the early years of Francophone settlers in Alberta. The same record or worksheet can work for both levels.

1. Read or listen to one or several of the audio clips on Francophone heritage from the MegaMedia in the Student Zone.
 - French Place Names all over Alberta
 - The Métis, Father Lacombe and the first French Oblates
 - Ethnic Place Names: (Part 1), French: Demicharge and Cassette Rapids on the Slave River
 - Ethnic Groups, Part One: The Métis
 - Ethnic Settlement in Alberta: Francophones
2. Discuss and complete the following table “Life of the Francophone Community in Earlier Times.”
 - There are other images that can be downloaded and printed for discussion. Some could come from the originating site *Alberta's Francophone Heritage*
 - There are more materials written at the adult level at the originating website “Alberta’s Francophone Heritage” at <http://www.abheritage.ca/francophone/en/index.html>.
 - *Teacher Support Documents* contains several PDF files to provide additional information on this topic. They are “Posters and Information to Attract Settlers” and “Other Images – Franco-Albertan Heritage.”

Early Franco-Albertan Heritage

Images (located in the media section of the Student Zone)	What does this show about the way the people met their basic needs?	Are there any threats or dangers you see here?	What clues in the image help you locate time and place ?
 <p>Glenbow Archives NA-1486-56</p>			
 <p>Glenbow Archives NA-17-12</p>			
 <p>Glenbow Archives NA-291-1</p>			
 <p>Glenbow Archives NA-2806-17</p>			
 <p>Glenbow Archives ND-3-32440</p>			

Main Activity: Francophone Settlements of Alberta

The product of this activity is to prepare a website, newsletter, or brochure with several pages, or a series of posters representing the content of a website or newsletter.

This is not an activity to learn how to create a website. If the students know how to create web pages and want to present their final work on a computer in a web page, they may. For those who do not have the technological knowledge to create web pages, they can produce a series of posters that will have the same content, photographs, or graphics.

Using the content in this Edukit, the links, and Internet search the students will find the facts they need to produce the content including written work, graphics, maps, and photographs.

1. Here are some introductory questions to help organize the work that is presented in this activity:

- What was the work of the voyageurs and fur traders?
- What communities started as Francophone? Were there Métis communities in early Alberta? Where are the main Métis communities now? (Map available at <http://www.ualberta.ca/~walld/map.html>)
- How did the Métis Nation arise? Do you think Métis communities were the first bilingual communities in Canada?
- Did you find examples of organizations that promote Francophone heritage through the Métis Nation or the Franco-Albertan community?

2. The group work will present a newsletter, brochure, or web site. Design structures are on the following sheets.

3. Once the students' posters or web pages have been completed they will be posted, printed, or uploaded to a computer or LAN/Interweb hosting area and shared.

Supplementary or Concluding Activity: Francophone Heritage in the Community

Most Alberta communities have experience and resources connecting Franco-Albertans to the story of their community. The goal of these activities is to reach for that heritage, and make it more visible and part of the community self-awareness. The following are all possibilities to support this.

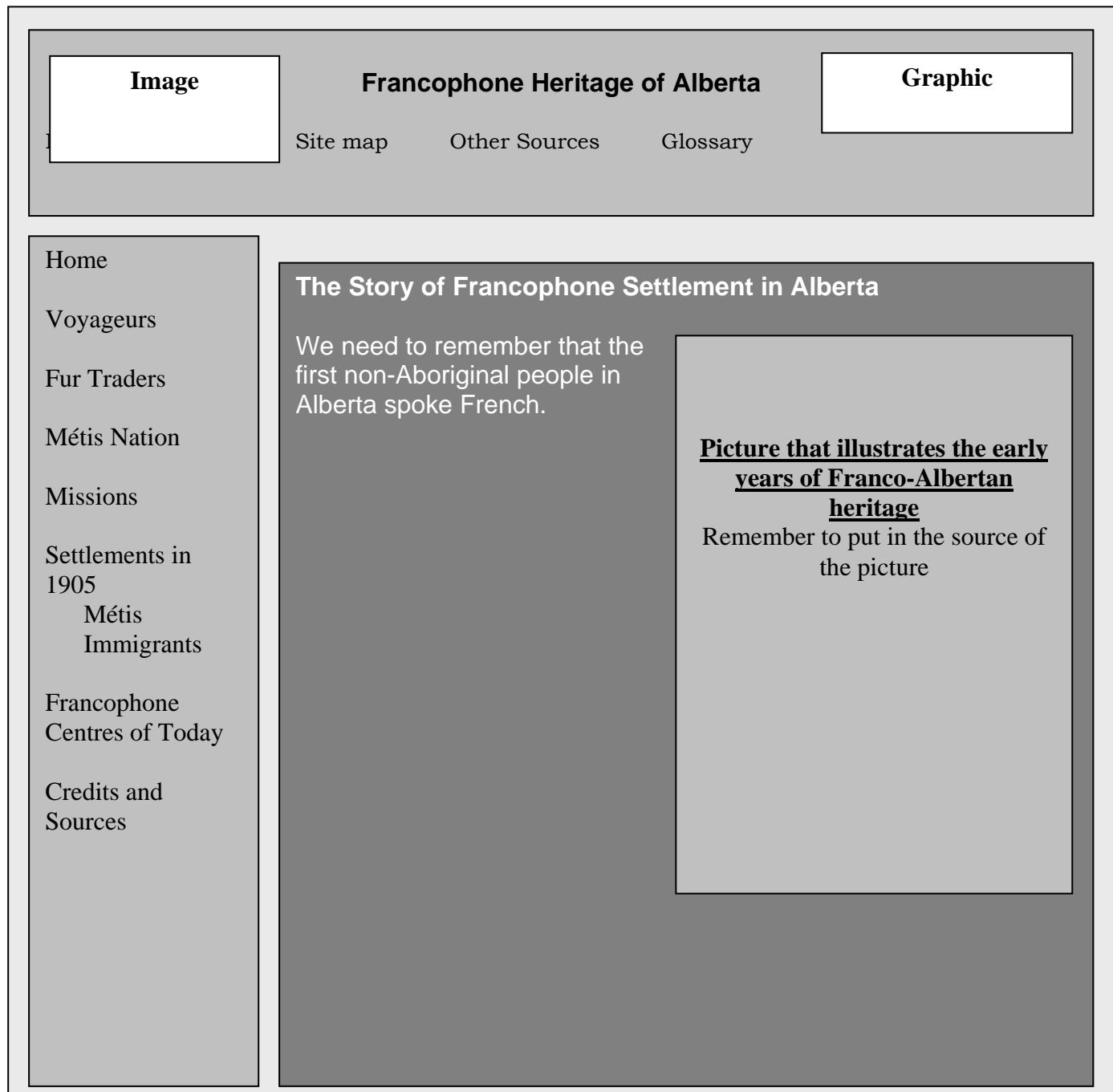
1. Do a classroom survey of families to recognize Francophone background in many families. Develop and select a small variety of questions which can give a sample of the importance of the Francophone heritage.

- When did the family have any Franco-Albertan heritage?
- Which part of Alberta was home and how long were the people living there?
- What was the known place of origin for the family? Where do the family members now live?
- Does the family still celebrate Francophone heritage? Do family members retain the language?

2. Use a telephone directory and identify what proportion of names on a given page might have Francophone origins. Use the yellow pages to locate businesses that may have originated with a Francophone founder.

3. To find the areas of the local municipality (city or county) that had or have a strong Franco-Albertan presence, the local museum may be a resource, or the local parish. The regions can be mapped on a large municipal map that is available from most local government offices.

Website Design



ALBERTA'S FRANCOPHONE COMMUNITIES
Lands and People

The Land

By Tom Joe

Here is what the first French speaking people saw ...

The First People

Here is where the first traders, missionaries, settlers came to live and to work.

Picture:

With caption - recognize the owner

What Happened Later

As the community grew

Another Article

By Tom Joe

Here is more

Picture:

With caption and recognize the owner

