

Activity 10: International War Crimes Tribunal

Web pages or Blog

In this activity the students will complete their research and select all the pictures and graphics they may need to complete either a website or a series of Internet Blog pages. Instructions have been included to direct students through a Web Quest and attain the information they will need to complete this activity.

Blogs are web pages that people post on the Internet to express a point of view or to record something that they want to share on the World Wide Web. Blogs are often updated regularly and changed.

Students do not have to know how to create a Blog page or website on the Internet for this assignment. Those who do now how to create a Blog page or website can do so. Other students may choose to use the same format as a Blog page or website while placing the content they have assembled on one of more posters.

Focus

The International War Crimes Tribunal for the former Yugoslavia (ICTY) operates out of The Hague. Those who participate in violations of human rights and crimes against humanity that includes genocide are tried and convicted.

The following questions will assist the students in examining the role and effectiveness of the International Court.

- What is the International Court?
- What is the goal of the International War Crimes Tribunal for the former Yugoslavia (ICTY)?
- Did the ICTY act as a deterrent? How or why did it fail to stop any atrocities?
- Is the International Court meant to be a deterrent?
- Should all people from all countries in the world potentially face the same International Court if they participate in what is accepted as crimes against humanity?
- What countries do not allow their citizens to face trial in an International Court? Why?
- Is there justification for those countries who are not participating in the World Court?
- Should the World Court exist if there are some who can not be brought before it?

To complete this project the students will use the information in this Edukit and carry out a Web Quest to find what they will need. The students will find the graphics and images they will use in this Edukit. Students may also find information they need to complete this activity on the Internet.

Web Quest

A Web Quest is the process of finding the information needed to complete a project from sources on the World Wide Web. To find the information students want from the Internet they will have to use a search engine. A search engine is a program available on the Internet that directs the searcher to the websites that has the information that they have asked for.

One of the most commonly used search engines is: <http://www.google.ca/>

The students will place the URL (<http://www.google.ca/>) in their web browser and place their cursor on the Go button and click it.

Those completing a search will place key words, names, or dates in this box and click on the search button. After that the students will receive a list of websites that have the exact word, name, or date they asked for in them.

The better the students are at asking for information the better their result will be. If the searchers use a series of key words they will get a better result. To force the search engine to show only result that have the selected words in them use the + sign in front of the words, names, or dates. For example, the students may want to type in *Kosovo* and the date *1995*, but to make these terms appear type: **+Kosovo +1995**. If the researchers do not want to see a word in a website they can use the “-” sign. So if they want to remove websites that mention *war*, the student would type **+Kosovo +1995 -war** in the search engine.

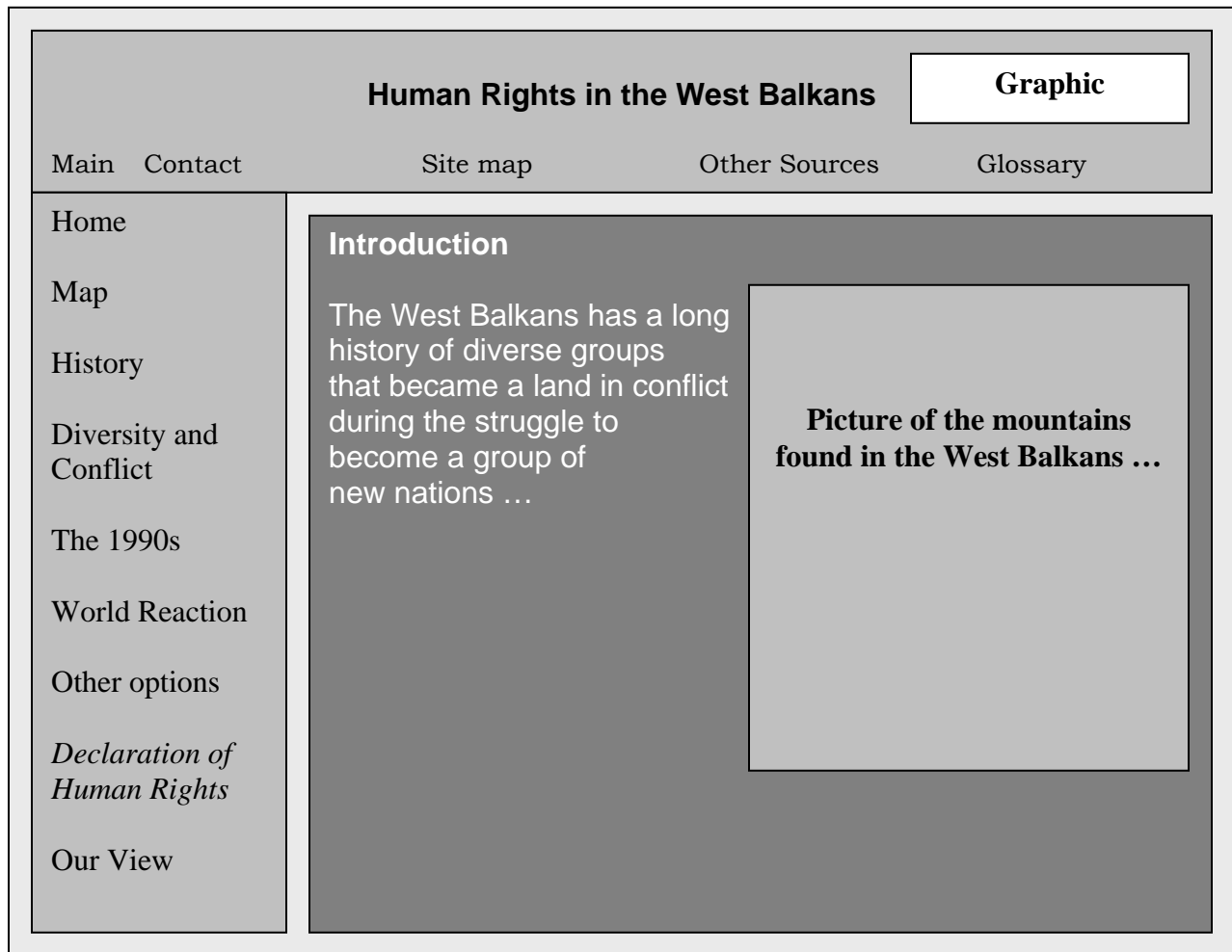
In another case the students may want to use the phrase *human rights*, but the words should appear together for the best results, so they will type **“human rights”** in the search engine.

Putting the Project together as a Web page

The students will decide what questions will be answered on each web page or poster.

Once the students’ posters or web pages have been completed they will be posted and shared with the rest of their classmates.

The following is an example of a web page layout:



The students will continue to make each page with the navigation bars and banners on each page. These items appear as part of the design and a functioning web site.

Making a Blog


The following instructions will assist those students that decide to make their project into a Blog instead of a web page.

The students' Blog pages can include images, graphics, or maps as well as their writing. The following is an example of what the Blog page may look like. The students can either assemble their project on several pages, like several pages in a Blog, or as posters.

Who Is Watching for Human Rights Abuses?

West Balkans

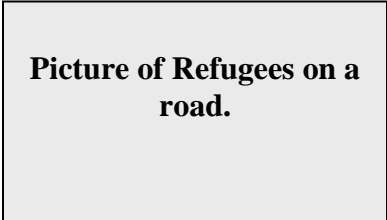
Xcxx xxxxx xxx x x xxxx xxxx xx xxxx x xxxx
x xxxxx xxx xxx xxx xxxx xxxxx xxxx xxxx
xxxx xx xxxxx xxx xxx xx. Vxxxx xxxx xxx
xxxx xxxx xxx xxxxx xxxx xxx x xx xxx xxx
xxxx xxx xxx xxxx xx



Map

Why the Nations of the World Should Act

Vvvvv vvv vvv vv v vvvvvv v vvvvvv vvv vvv vvvvv vvvv vvv vv vv vvv vvvv
v vvvvv vvvvv vvvv vvv v vvvvv vvv vvv vv vvv vvvvvvvvvvv vv v v vvvv v vvv.
Mvvvv vvvvvvvv vvvv vvv vvv vvvvv vvvv v v vvvv vvvvv vvv v vvvvvv
vvvvv vvvv v vvvv vvvvv vv vvvv vvv vvv vvvv vv v v v v vvvvvv vvvv
vvvvvvvvvvvv vvvvv v vvvvv vv v vvvvvvv vv vv vvvvv vvv vvvvv



Picture of Refugees on a road.

www wwwwww www w wwwwww
www wwwwww www w www ww
www www wwwwww wwwwww w ww
wwwwww wwwwww www ww wwwwww
www www www www wwwwww w
wwwwww www wwwwww xxx xxx xxx
xxxxxx xxxxxxxxxxxxxxxxxxxxxx xxx
x xxxxxxxxxxxxxxxxxxxxxxxxxxxx x
xxxx xxxxxxxxxxxxxxxxxxxxxxxxxxxx x
xxxxxxxxxxxxx x xxxxxxxxxxxxxxxxxxxx xx.

Refugees evacuate
Kosovo